is Photo by Unknown author is licensed under CC BY-SA-NC.

Teaching and Learning in the HyFlex Environment

June 17, 2021

Schulich School of Business | YORK U

AGENDA

- Introduction/Meet the CITE Team (M.Annisette)
- Overview of HyFlex delivery model for Fall 2021 (M.Machado)
- Classrooms and its capabilities (J.Pinto)
- Preparations and Considerations for Teaching in Hyflex (T.Medcof)
- Hybrid Course Design Template (L.Siegel)
- Upcoming Training opportunities (T.Medcof/C.Bildfell/E.Rooks)
- Questions…

HyFlex at Schulich

- HyFlex delivery enables simultaneous participation from remote and in-person students in interactive teaching and learning activities.
  - Learners choose (via a polling system) how they participate
  - Instructors will know numbers in advance of their class

- **We do not include a fully asynchronous option for our HyFlex courses.**
  - Instructors are **not** expected to develop purely asynchronous material.
    - Expectation that all students attend (whether in-person or remotely) synchronous class sessions



CLASSROOMS

HyFlex Classrooms	Capacity (Covid 1m)	Breakout Rooms *	Capacity (Covid 1m)
Seymour Auditorium W141	68	W132 W133 W136	18 18 18
Seymour Schulich N109	24	E111 E112	18 18
Seymour Schulich N105	18	N106 N107	18 18
ELC X106	28	X206 X211	20 20
McEwen G101	23	G102 G105	12 12

** Beakout rooms subject to change*

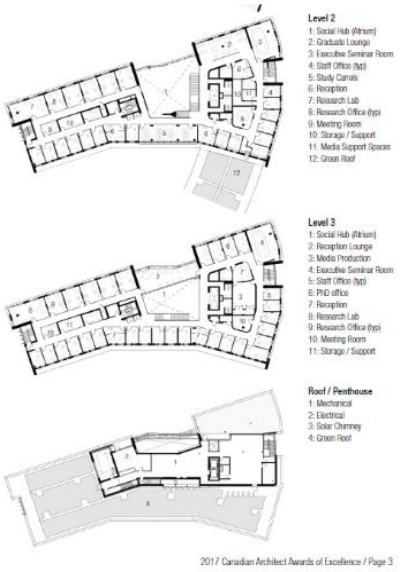

CAPABILITIES OF THE HYFLEX CLASSROOMS

- A tracking camera
- A lapel mic
- Ceiling mics
- Speakers
- A large monitor in front of the first row of students
- A document camera to capture instructors' writing and annotation

This Photo by Unknown author is licensed under CC BY-SA.

PREPARING FOR TEACHING IN HYFLEX

- In a hybrid and flexible course, learning objectives remain the same for all students.
- For each major learning outcome, consider the following:
  - **Content** elements students must know / understand
  - **Activities (skill building)** students be able to do in each mode
  - **Resources** (additional / alternative) required to be **accessible** in each mode



KEY HYFLEX CONSIDERATIONS

Preparing your course for the HyFlex environment should not involve a complete redesign.

Synchronous Class time

- 2 hours time-limit
- 1 hour gap between in-person classes to facilitate cleaning

Assessments

- Main assessments (mid-terms/ final exams) will stay remote
- Group presentations/assessments can be in the hybrid format.

Participation and webcam usage

- Clearly communicate expectations to students
- How will you equitably evaluate in-person and remote students?
- Will Zoom chat contributions count towards participation?

KEY HYFLEX CONSIDERATIONS

Preparing your course for the HyFlex environment should not involve a complete redesign.

In-class Technical Support

- An in-class technical assistant will be present in each HyFlex classroom to actively assist synchronous class sessions.

Class discussions/Group collaboration

- **Fully in-person:** Assign all in-person students into groups.
- **Fully remote:** Assign all remote students into groups.
- **Mix:** Combine both in-person and remote students into groups. Use breakout rooms to facilitate discussion.

HYBRID COURSE DESIGN TEMPLATE

	A	B	C	D	E	F
1	[Course Code - Section]					
2	**Syncronous Class Session 1**					
3	***Action: With key LOs in mind, plan student learning activities (content and interaction) for EACH CLASS session.***					
4	*Note 1: Design primarily for remote learning (in the event of a sudden shift to remote due to unknown circumstances).*					
5	*Note 2: Design parallel activities for (social distancing) face-to-face participation that benefit from physical spaces and interactions.*					
6	*Note 3: Remote and FTF activities may often be the same, whereas variation in some LO activities can better suit each learning environment.*					
7						
8	**Instructional Goal / Activity / LO**	**Time Estimate**	**Remote Activity**	**Remote Resource**	**In-Class Activity**	**In-Class Resource**
9	*State the goal / activity / objective*	*Time in minutes*	*Describe the activity*	*List required resources*	*Describe the activity*	*List required resources*
10						
11						
12						
13						
14						
15						
16						
17						
18						
19	Total Class Time:	0	*Note: Synchronous class sessions are strictly limited to 2 hours to allow for cleaning of physical spaces between classes.			
20						
21						
22						
23	**Comments:**					
24	**An in-class technical assistant will be present in each hybrid classroom to actively assist synchronous class sessions. Assistance may vary from general technical set ups to timing activities; organizing breakout rooms; facilitating questions from both in-person and remote learners in real time.					

UPCOMING TRAINING OPPORTUNITIES

- **Teaching in HyFlex Rooms**
  - Attend in person or remotely - Dates TBD for late July-Aug*
    **pending public health guidelines*

- **Teaching in Remote and HyFlex Learning Environments**
  - Part 1: Setting Up Your Course on Canvas and Zoom
  - Part 2: Designing and Delivering Online Lectures
  - Part 3: Learning Activities & Assessments
  - Part 4: Communication, Grading, and Feedback

This Photo by Unknown author is licensed under CC BY-SA-NC.

- **SCTE Sessions**
  - Asynchronous Components - Dates TBD for July.
  - Capturing and Enhancing Asynchronous Content with Echo360 - Dates TBD for July.

- **Weekly Drop-In Sessions**
  - Every Tuesday at 10-11 a.m. and Friday at 1-2 p.m.

QUESTIONS?

Schulich School of Business | YORK U